




Compression Fittings

Selection Chart

Figure	Code Number	Description and Use
	F-1000-93 F-1000-94	Needle Valves Tube (Comp) x Tube (Comp) Size (in.) 1/4 x 1/4 3/8 x 3/8
	F-700-4	Adaptors: Tee, Male Tube x Tube x NPT Size (in.) 1/4 x 1/4 x 1/8
	F-700-6	Adaptor: Tee, Male Run Tube x Tube x NPT Size (in.) 1/4 x 1/4 x 1/8